



## Summary Feedback

### ST1: Two Year Teaching Programme

#### Session 4.1- Interventional Radiology: IR for FRCR 2B Exam (Part-1)

(25<sup>th</sup> November 2021)

Delivered By:

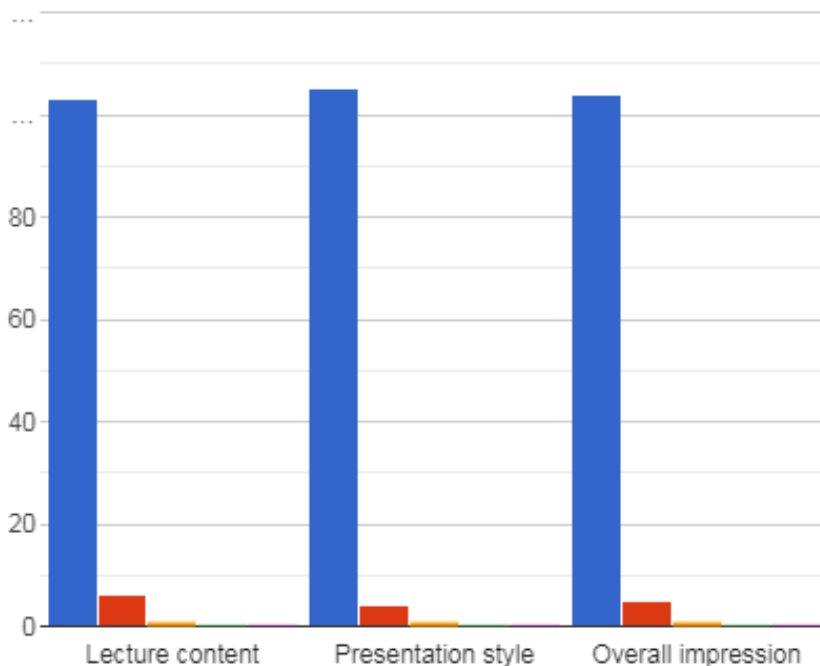
(Mohammed Asad Hanif)

#### Summary Points:

- ST1-ST4 teaching session 4.1: 3 hours teaching time
- Total Attendees: 262 from 29 Countries (Bahamas, Bangladesh, Canada, China, Dominica, Egypt, Ghana, India, Iraq, Jamaica, Kenya, Kuwait, Libya, Malaysia, Myanmar, Namibia, Nepal, Nigeria, Oman, Pakistan, Saudi Arabia, South Africa, Sri Lanka, Sudan, Turkey, UAE, UK, Yemen, Zimbabwe).
- Total feedback received from 110 participants

Please rate the following aspects of the session

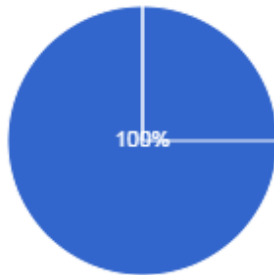
Excellent    Very good    Good    Satisfactory  
Poor



## Session 4.1- Interventional Radiology: IR for FRCR 2B Exam (Part-1)

Did you find it useful  
110 responses

● Yes  
● No

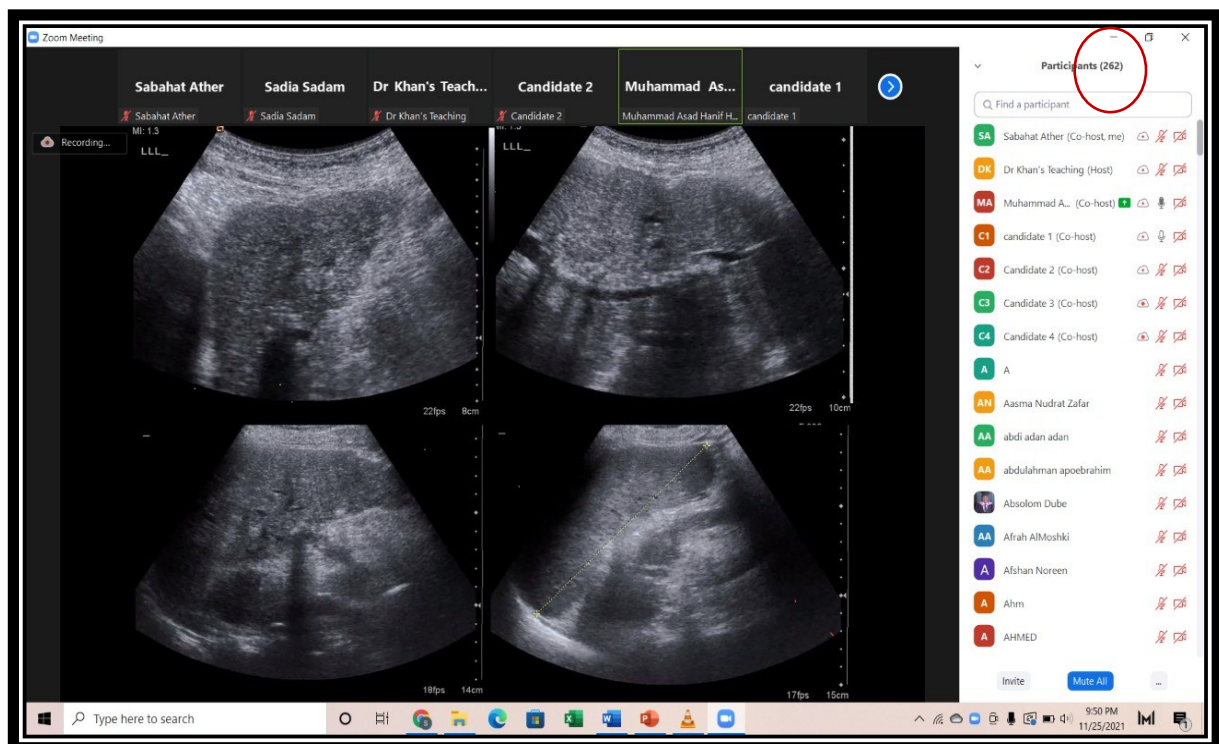


### Testimonials

- "Absolutely outstanding talk, Very nicely presented, logical flow, I loved the structure and format- first showing a viva case, then explaining the theory, followed by 2A style multiple choice SBA question. Really good way of teaching for understanding and consolidation. Content was high yield and very relevant to clinical practice as well as 2A and 2B exams. Dr Hanif's explanations and expertise was the highlight of the talk for me. I haven't had any IR placement in my training so far but the way he explained each procedure in simple terms with diagrams made it easy to understand" (UK).
- I think it's a really good overview of non-vascular IR techniques and helpful for ST1s like me in terms of recommending management to our clinical colleagues down the line (UK).
- Please provide us the recording of this lecture as the content and presentation style was superb. IR is a favourite topic in the exams, so I think it would be very beneficial to have the recording to replay all the high yield content and Dr Hanif's tips and tricks! (UK).
- I think it was very useful for me as an ST1 in terms of introducing the non-vascular IR techniques and also making me aware of what are the indications for them and how I can incorporate recommending IR interventions in cases I see during acute reading sessions (UK).
- Thank you for the useful case based discussion, highlighting important practical facts and knowledge that non-IR trainees are not generally aware of or exposed to (UK).
- Perfect and practical (Zimbabwe).
- Marvelous and just awesome (Pakistan).
- Excellent lecture (Pakistan).
- Excellent teaching (Pakistan).
- Extremely grateful for Dr. Khan and team (Egypt).
- "Clear explanation, Learned a lot, easy to follow" (Algeria).
- Very insightful and informative for trainees (UK).
- Excellent session (Pakistan).
- Really interesting. Thank you very much! Your teaching technique is excellent, particularly when interacting with the candidates (UK).
- Very useful session (Oman).
- Great job (Iraq).
- It was good (Pakistan).
- Great job, new things that I didn't knew before (Yemen).

## Session 4.1- Interventional Radiology: IR for FRCR 2B Exam (Part-1)

- Everything great (Pakistan).
- It was very good (Oman).
- Useful for all radiology trainees (Pakistan).
- Useful info for exams (UK).
- I liked the pace of presentation with references (Saudi Arabia).
- Good overview (UK).
- Very patient explanation! (Myanmar).
- "Structured training, Relevant education, Free for everyone" (Egypt).
- Very informative and being exam oriented (Egypt).
- Excellent including 2A sessions (Nigeria).
- "Interactive teaching, Targeted question to the point (Algeria).
- Very informative lecture (UK).
- Very new topic to non IR audiences, very useful. thank you (UK).
- The way of teaching and elaborating things was very good and useful (Pakistan).
- Great presentation with 2A cases (UK).
- Simple to understand (Malaysia).
- Excellent Session (Pakistan).
- Everything was good (Canada).
- "Intervention radiology is very important Aspect. Thanks for giving an Insight of basic procedures" (UK).
- Overall great lecture (Pakistan).
- Learnt different kind of interventional techniques (Turkey).
- It is very valuable (Egypt).
- A fantastic overview of basic IR (UK).
- Greatly explained procedures with ease (Pakistan).
- Basic to advanced teaching (Oman).
- Great teaching (UAE).



 DR. KHAN'S  
DKT TEACHING  
The A to Zee of FRCR 2B Exam

Starting 1800 GMT

**ST1 : Two year Teaching programme**

ST 1 - ST 4 Teaching Session 4.1

**Interventional Radiology:  
IR for FRCR 2B Exam**



Lecturer  
Mohammed Asad Hanif  
Consultant Interventional Radiologist  
Broomfield Hospital, Chelmsford

=====XX=====XX=====